

TERMINAL USER FLYER

PTP is an ISPS compliant terminal. Security measures will increase when the security level is raised from 1 to 2 or 3. Everyone in the terminal shall adhere to the safety and security regulations of the terminal. Anyone who neglects the safety and security regulations of the terminal will be held accountable for any losses and damages to PTP property.

Disclaimer: Enter the terminal at your own risk. PTP accepts no legal liability whatsoever for any personal injuries (including death), property losses and damages while in the terminal.

SELF ASSESSMENT CHECKLIST

- ☒ Safety Induction
- ☒ ID Pass
- ☒ Job Permit / PTW
- ☒ Safety Helmet
- ☒ Safety Vest
- ☒ Safety Shoe

If all are in compliance, you are safe to enter!

FATAL 5

Top 5 critical hazards with potential of serious injury or fatality.



SUSPENDED
LOAD &
LIFTING



WORKING
AT
HEIGHT



TRANSPORTATION

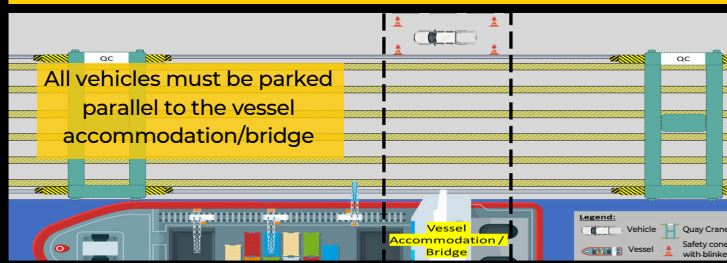


CONTRACTOR
MANAGEMENT



STORED
ENERGY

PARKING AT WHARF




HIGH VISIBILITY VEST



- ▶ High visibility vest of fluorescent:
 - Yellow
 - Orange
 - Red
 - Green
- ▶ Two bands of reflective material encircling the torso.
- ▶ Reflective material at least 50mm wide.

NO PEDESTRIAN CROSSING AT WHARF MAIN ROAD



PTP Shuttle Van Services
+6019-638 3251

GENERAL SAFETY FOR TERMINAL USER




Maximum speed in container yard and wharf area



Maximum speed within terminal road and Free zone area



Enter the terminal with valid body pass only



Use shuttle bus to travel inside the terminal area



Use the pedestrian crossing



Safety helmet, high visibility vest and safety shoes is mandatory in operation area



Wear life jacket when working 2 meters from wharf edge




Work with approved Job Permit / Permit-To-Work only



Wear safety harness when working over 2 meters



Place beacon light on vehicle when driving in terminal



Always switch on vehicle headlights while driving



Keep a safe distance while driving



Always give way for pedestrian to cross the road



Beware of moving vehicles



Do not working under suspended load



Do not take pictures or videos inside the terminal area



Do not walk through the container yard



Prohibited to bring in or under the influence of alcohol or drugs in any area of PTP



**EMERGENCY
CONTACT NUMBER**

IN CASE OF EMERGENCY, PLEASE CALL

+607-504 2203
PTP Emergency Hotline Number

Other Important Numbers

HSE on duty	+6019-771 6841
	+6019-776 8304
Emergency Response Team	+6019-723 3252



Operation area, no walk zone area, not accessible. Enter only by permit, safety shoes, high visibility vest and safety helmet are obligatory.

High risk area, not accessible. Enter only by permit, safety shoes, high visibility vest and safety helmet are obligatory.

Route to Container Yard and Quay side speed limit 15km/hr. Follow traffic flow.

Route to Container Yard and Quay side speed limit 35km/hr. Follow traffic flow.

Building, non compulsory PPE zone area.

Assembly point

Clinic

Speed limit sign

Radiation Area

Diesel kiosk

Muslim prayer room

Bus stop

Cafe

Pedestrian crossing

Emergency escape route

Pontoon

Number	Place
01	Wisma A
02	Wisma B
03	Port Utilities Building (PUB)
04	Engineering & Facilities Division
05	Pelepas Terminal Inland Service
06	Container Scanning Building
07	Port Transit Centre
08	Fuel Station
09	Railway
10	Leak Area

Place	Place
11	Contractor Cabin
12	Rest Area 8A
13	HSES Office

PTP Shuttle Van Services
(24 hours)

Hotline Number

+6019-638 3251